

SANYO

No.3671※

STK4171X**2-Channel AF Power Amp****Preliminary****Case Outline :** 22 pins (See attached case outline drawing.)**Function :** Dual-channel AF power amp**Use :** 40W audio use**Feature :** Built-in muting transistor**Maximum Ratings at $T_a = 25^\circ\text{C}$**

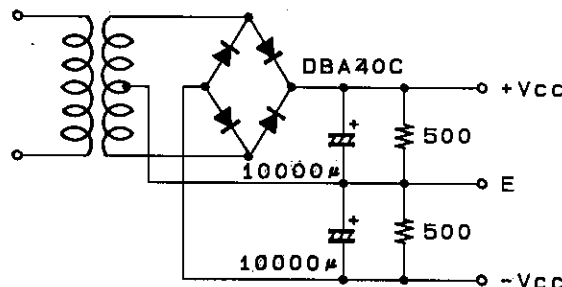
			unit
Supply Voltage	V_{CC}	± 49.5	V
Thermal Resistance	θ_{j-c}	1.8	$^\circ\text{C/W}$
Junction Temperature	T_j	150	$^\circ\text{C}$
Operating Case Temperature	T_C	125	$^\circ\text{C}$
Storage Temperature	T_{stg}	-30 to +125	$^\circ\text{C}$
Available Time for Load Shorted	t_s ※1	$V_{CC} = \pm 33\text{V}, R_L = 8\Omega, f = 50\text{Hz}, P_o = 40\text{W}$	2 S

Operating Characteristics at $T_a = 25^\circ\text{C}, R_L = 8\Omega, R_g = 600\Omega, V_G = 40\text{dB}$,

			min	typ	max	unit
Quiescent Current	I_{CCO}	$V_{CC} = \pm 39.5\text{V}$	50	100	150	mA
Output Power	P_o (1)	$V_{CC} = \pm 33\text{V}, f = 20\text{Hz to } 20\text{kHz},$ THD = 0.02%	40			W
	P_o (2)	$V_{CC} = \pm 28.5\text{V}, f = 1\text{kHz}, \text{THD} = 0.08\%,$ $R_L = 4\Omega$	45			W
Total Harmonic Distortion	THD	$V_{CC} = \pm 33\text{V}, P_o = 1.0\text{W}, f = 1\text{kHz}$			0.02	%
Frequency Characteristic	f_L, f_H	$V_{CC} = \pm 33\text{V}, P_o = 1.0\text{W}, \pm \frac{0}{3}\text{dB}$		20 to 50k		Hz
Input Impedance	r_i	$V_{CC} = \pm 33\text{V}, P_o = 1.0\text{W}, f = 1\text{kHz}$		55		k Ω
Output Noise Voltage	V_{NO} ※2	$V_{CC} = \pm 39.5\text{V}, R_g = 10\text{k}\Omega$			1.2	mVrms
Midpoint Voltage	V_N	$V_{CC} = \pm 39.5\text{V}$	-70	0	+70	mV
Muting Voltage	V_M		-2	-5	-10	V

Remarks

- For power supply at the time of test, use a constant-voltage power supply unless otherwise specified.
- ※1 For measurement of the available time for load shorted and output noise voltage, use the specified transformer power supply shown below.
- ※2 The output noise voltage is represented by the peak value on rms scale (VTVM) of average value indicating type. For AC power supply, use an AC stabilized power supply (50Hz) to eliminate the effect of flicker noise in AC primary line.



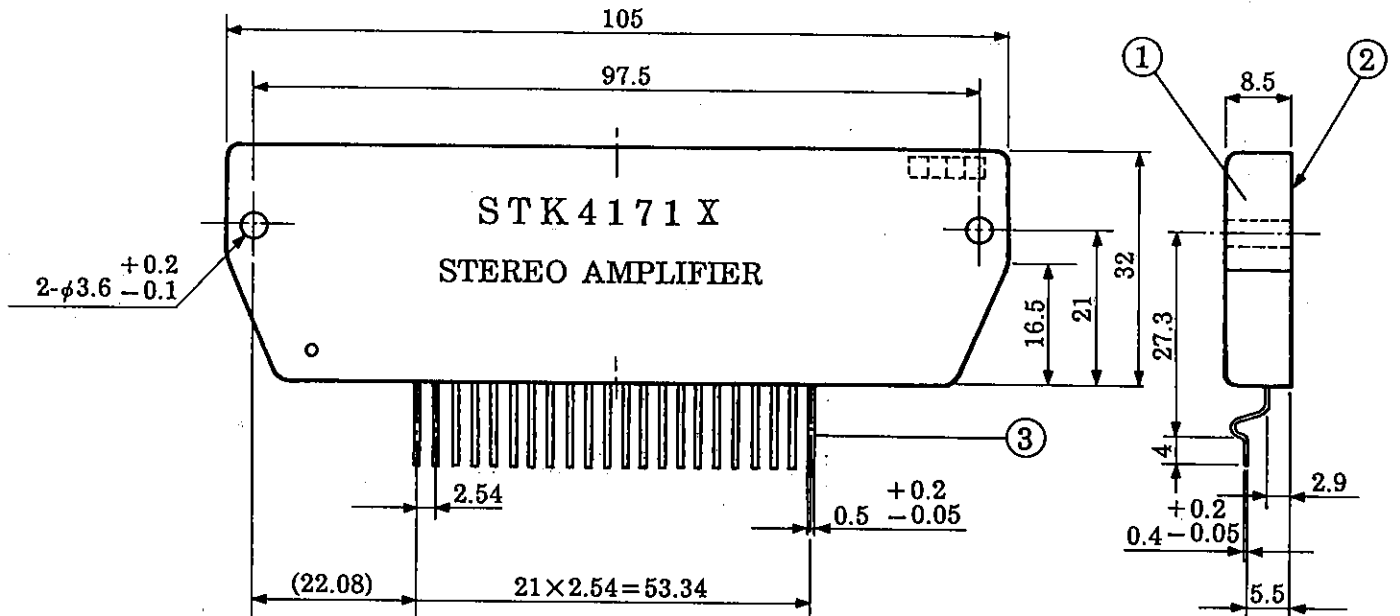
Specified transformer power supply (equivalent to MG-200)

Unit (resistance: Ω , capacitance: F)

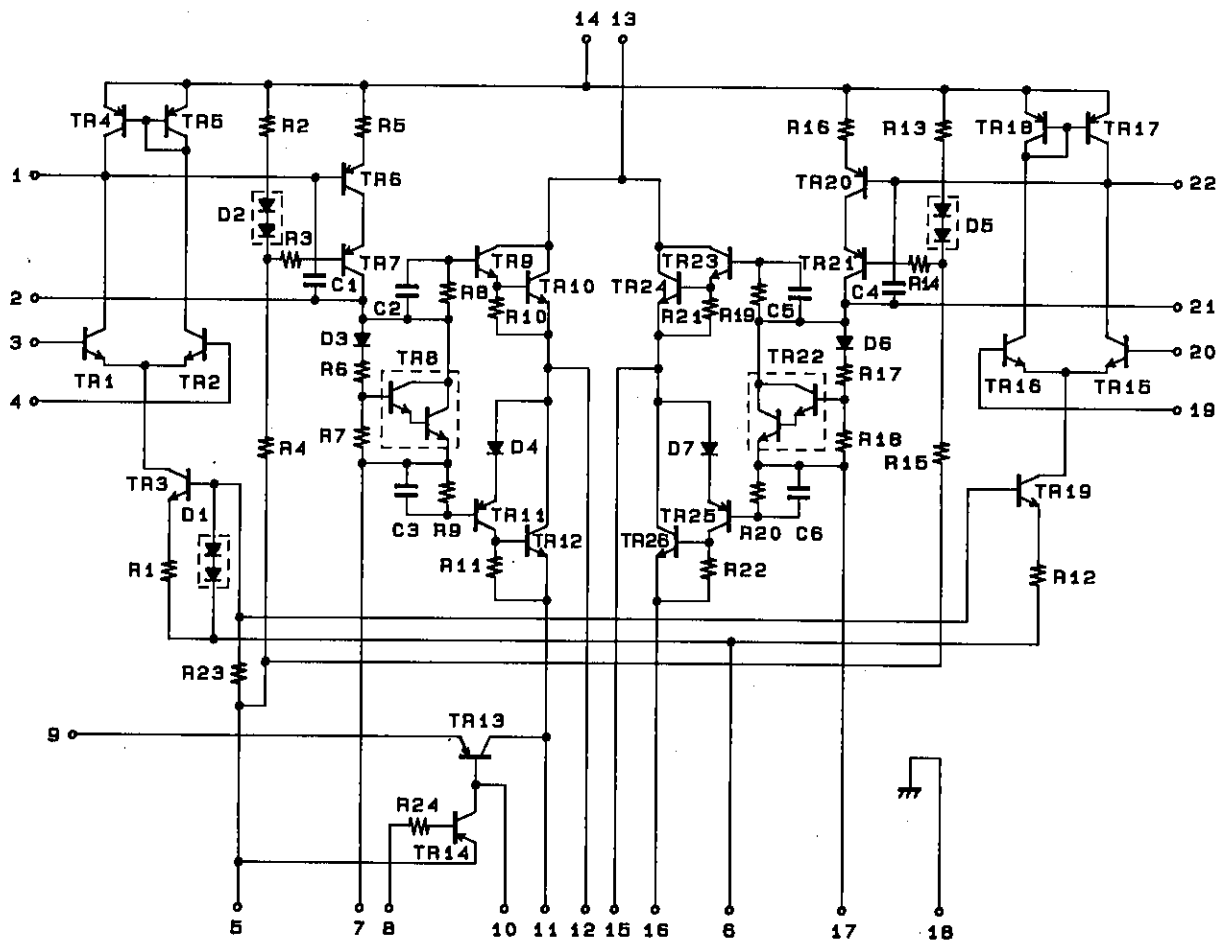
SANYO Electric Co., Ltd. Semiconductor Business Headquarters
TOKYO OFFICE Tokyo Bldg., 1-10, 1 Chome, Ueno, Taito-ku, TOKYO, 110 JAPAN

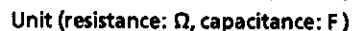
STK4171X

Package Dimensions (unit: mm)



Internal Equivalent Circuit





- No products described or contained herein are intended for use in surgical implants, life-support systems, aerospace equipment, nuclear power control systems, vehicles, disaster/crime-prevention equipment and the like, the failure of which may directly or indirectly cause injury, death or property loss.
- Anyone purchasing any products described or contained herein for an above-mentioned use shall:
 - ① Accept full responsibility and indemnify and defend SANYO ELECTRIC CO., LTD., its affiliates, subsidiaries and distributors and all their officers and employees, jointly and severally, against any and all claims and litigation and all damages, cost and expenses associated with such use:
 - ② Not impose any responsibility for any fault or negligence which may be cited in any such claim or litigation on SANYO ELECTRIC CO., LTD., its affiliates, subsidiaries and distributors or any of their officers and employees jointly or severally.
- Information (including circuit diagrams and circuit parameters) herein is for example only; it is not guaranteed for volume production. SANYO believes information herein is accurate and reliable, but no guarantees are made or implied regarding its use or any infringements of intellectual property rights or other rights of third parties.